

TX-BRWG2A120-101E

PRODUCT SPECIFICATION

Approved by:

Checked by:

Prepared by:

Part No.	TX-BRWG2A120-101E	Spec No.	WKF-BA2017	Page	1 of 8
-----------------	-------------------	-----------------	------------	-------------	--------

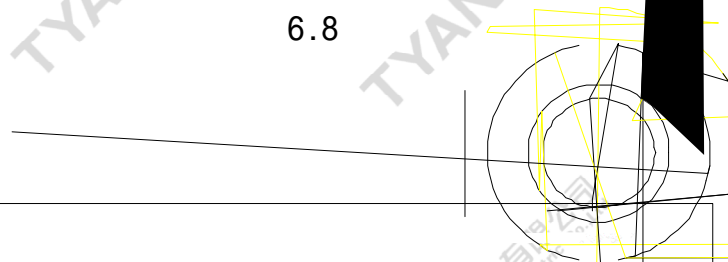
Features:

- ✓ Excellent Transiting Heat from LED Chip Operating under 500mA
- ✓ High Luminous Output
- ✓ No UV


Typical purpose:

- ✓ Portable Flashlight
- ✓ Garden lighting
- ✓ General Lighting

Package Dimensions:



Part No.	TX-BRWG2A120-101E	Spec No.	WKF-BA2017	Page	2 of 8
-----------------	-------------------	-----------------	------------	-------------	--------



TYANSHINE 广州市添鑫光电有限公司
Guangzhou Tianxin Photoelectric Co., Ltd.

TYANSHINE 广州市添鑫光电有限公司
Guangzhou Tianxin Photoelectric Co., Ltd.

TYANSHINE 广州市添鑫光电有限公司
Guangzhou Tianxin, Photoelectric Co., Ltd.



Part No.	TX-BRWG2A120-101E	Spec No.	WKF-BA2017	Page	3 of 8
-----------------	-------------------	-----------------	------------	-------------	--------

Characteristics at $I_f=500mA$, $V_r=5V$ ($T_a=25^\circ C$)

Parameter	Symbol	Emitting Color	Values			Units
			Min.	Typ.	Max.	
Luminous Flux	v	B	20	35	—	lm
		R	75	100	—	
		W	150	185	—	
		G	105	170	—	
Viewing Angle at 50%IV	$2_{1/2}$	B	—	120	—	Deg
		R	—	120	—	
		W	—	120	—	
		G	—	120	—	
Peak Emission Wavelength	p	B	458	460	462	nm
		R	625	630	635	
		G	510	515	520	
Dominant Wavelength	d	B	452	457	462	nm
		R	615	620	630	
		G	518	523	528	
Correlated Colour Temperature	CCT	W	5500	6500	7500	K
Spectral Line Half-Width	Δ	B	15	20	25	nm
		R	15	20	25	
		W	15	20	25	
		G	25	30	35	
Forward Voltage	V_f	B	3.0	3.3	3.6	V
		R	2.0	2.3	2.6	
		W	3.0	3.3	3.6	
		G	3.0	3.3	3.6	
Reverse Current	I_R	—	—	—	10	μA
Thermal Resistance Junction to Case	R_{J-C}	—	—	8.5	—	K/W
Temperature Coefficient of Forward Voltage	$V_f/F/T$	—	—	-2	—	mV/°C

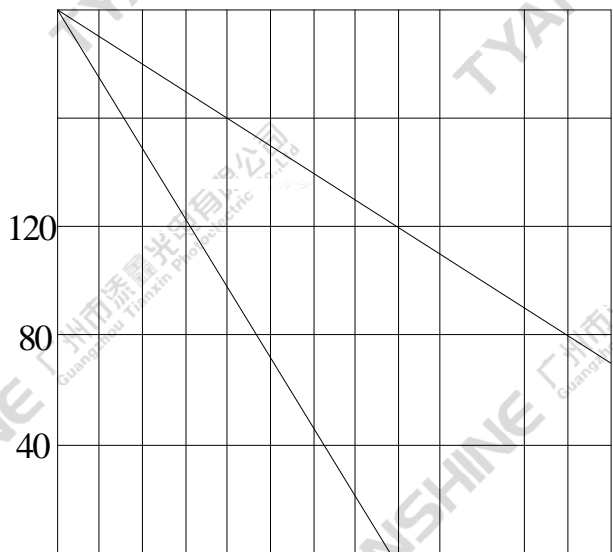
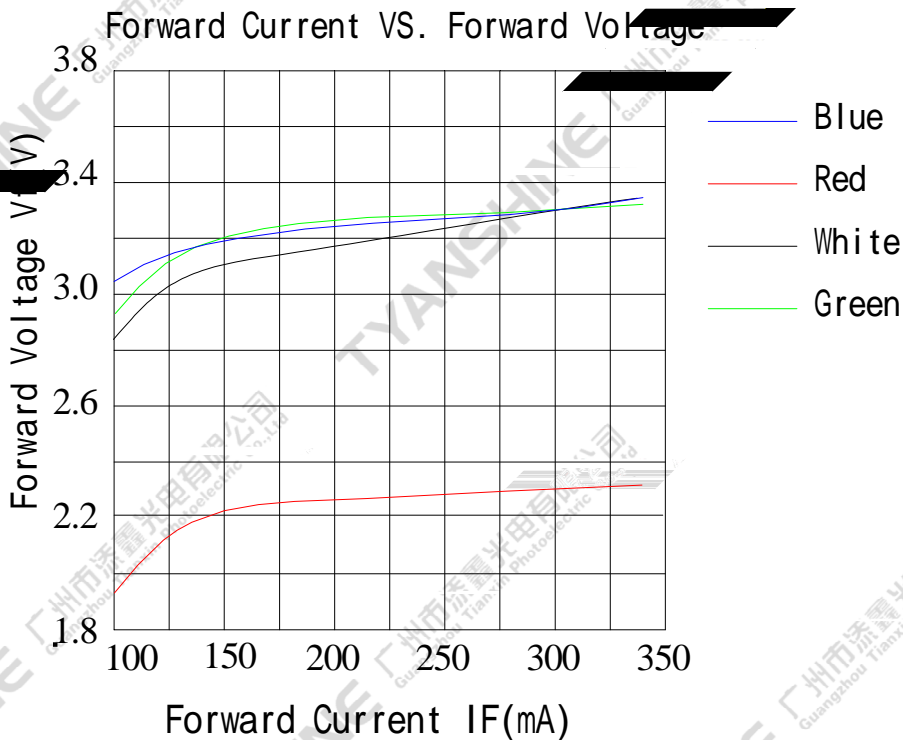
Notes:

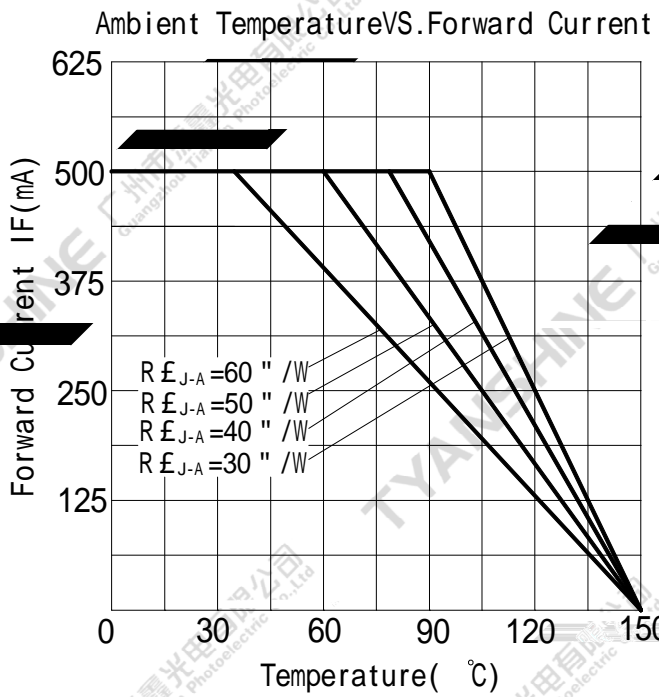
- Luminous intensity is measured with a light sensor and filter combination that approximates the CIE eye-response curve.
- $_{1/2}$ is the off-axis angle at which the luminous intensity is half the axial luminous intensity
- The dominant wavelength (d) is derived from the CIE chromaticity diagram and represents the single wavelength which defines the color of the device.
- Flux is measured with an accuracy of $\pm 15\%$.
- Forward

Part No.	TX-BRWG2A120-101E	Spec No.	WKF-BA2017	Page	4 of 8
-----------------	-------------------	-----------------	------------	-------------	--------

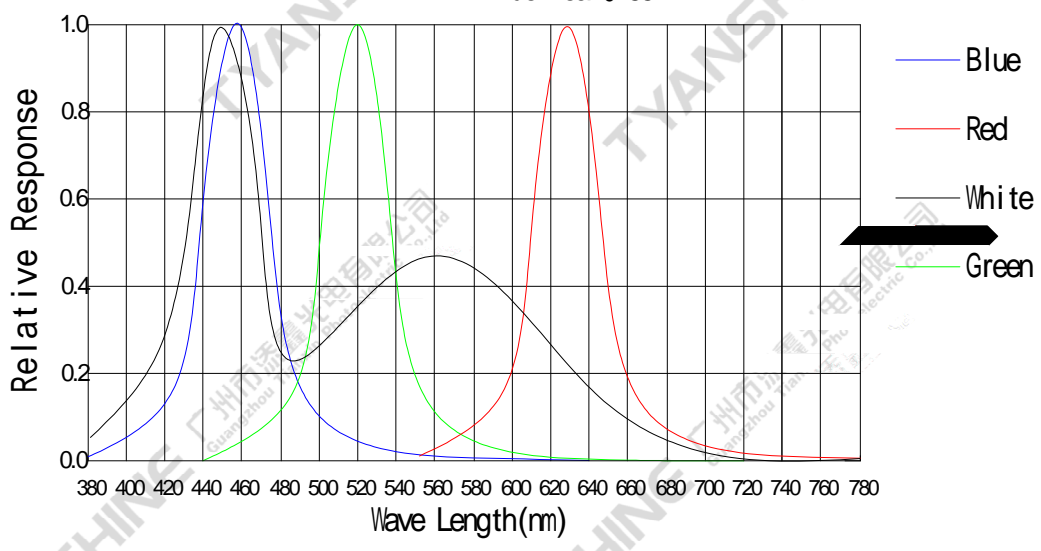
Typical Electrical / Optical Characteristics Curves

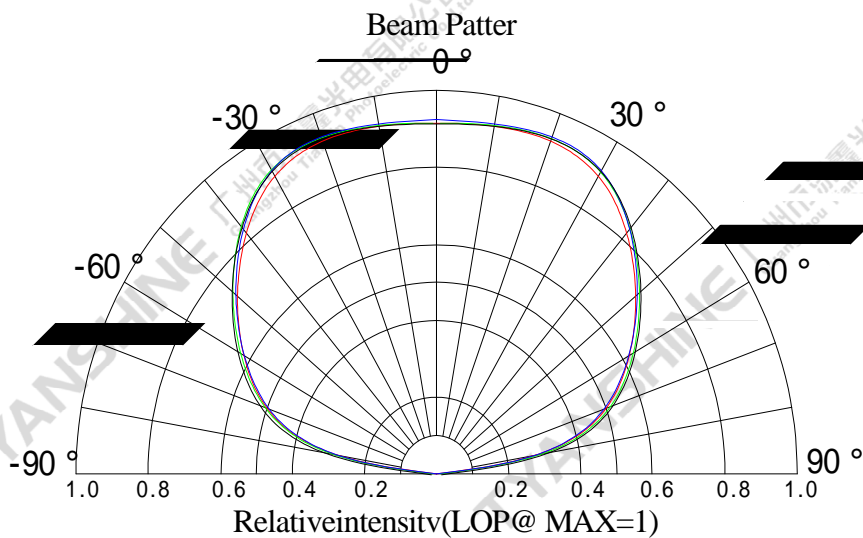
(25 ° Ambient Temperature Unless Otherwise Noted)





Spectral Radiance: Red Peak@631nm
 Green Peak@520nm
 Blue Peak@455nm





Notes:

- 1.2 1/2 is the off axis angle from lamp centerline where the luminous intensity is 1/2 of the peak value.
- 2. View angle tolerance is $\pm 5^\circ$.



Part No.	TX-BRWG2A120-101E	Spec No.	WKF-BA2017	Page	7 of 8
----------	-------------------	----------	------------	------	--------

NE FINE
Guang

Co., Ltd.

0

